



HORSEPOWER RATED

# HIGH CURRENT TIMING RELAY

SOLID STATE

ENCAPSULATED MODULE

10 AMPERE RATING 1/3 HP

## Series 844B – ONE SHOT

CMOS DIGITAL CIRCUITRY



E98340



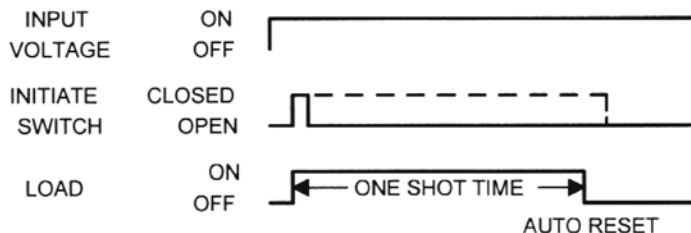
LR46938

- Environment Protected
- Tamper Proof
- No False Operate
- Small Size – 2"x 2" x 15/16"
- Lightweight – approximately 2.5 oz.
- Rugged
- Transient Protected to 6000V

To operate input voltage is applied continuously. A normally open initiate switch closure (either momentary or maintained) causes the load contact to close, energizing the load and start timing. At the end of the preset delay time period the load is turned OFF. A new cycle of operation can then be started immediately upon re-closure of the initiate switch. Should the initiate switch be re-closed during there is no affect to the preset delay period. Reset is automatic at the end of the timing period as long as the initiate switch is open.

Control the timing of high power electric heaters, FHP motors, lamps, transformers and other high current loads rated less than 10 amps Resistive. CMOS digital circuitry is combined with high current output relay contacts. P/C board and internal components are encapsulated in a flame retardant molded housing, fitted with quick connect wiring terminals. Available in all standard volt-ages and frequencies. Fixed or adjustable timing from .1 seconds to 24 hours.

### TIMING DIAGRAM



### SPECIFICATIONS

1. Repeat Accuracy:  $\pm 0.25\%$
2. Combined Effect of Temperature and Voltage upon Repeat Accuracy:  $\pm 2\%$  of Setting
3. Reset Time: 150 ms.
4. Operating Voltage Tolerance:  $\pm 20\%$
5. Load Current: 10 Amps Resistive at 120/240VAC or 28VDC, 1/3 HP @ 120/240VAC
6. Dielectric Strength: 1500 VRMS
7. Insulation Resistance: 100 Megohms Min.
8. Input Transient Protection: 3000V 120V UNITS, 6000V 240V UNITS
9. Temperature Ambients: Operating -40°C to +70°C Storage -55°C to +85°C
10. Humidity-Operating: 95% Relative
11. Linearity(Option A or D ):  $\pm 5\%$  Minimum from 10% to 90% of range
12. Timing Tolerance:  $\pm 9\%$  + Tolerance of Rt Std.,  $\pm 5\%$  Special (Fixed)

### HOW TO ORDER 844B – (T) (V) (P)

SERIES	(T) = TIME RANGE	(V)=VOLTAGE	(P) = OPTIONS
844B	P = 0.1 - 5 SEC. 1 = 0.1 - 10 SEC. L = 0.2 - 20 SEC. J = 0.3 - 30 SEC. M = 0.6 - 60 SEC. 2 = 1 - 100 SEC. K = 1.2 - 120 SEC. F = 2 - 180 SEC. E = 3 - 300 SEC. 3 = 10 - 1000 SEC. 4 = 0.1 - 10 MIN. G = 0.3 - 30 MIN. H = 0.6 - 60 MIN. 5 = 1 - 100 MIN. V = 3 - 300 MIN. 6 = 10 - 1000 MIN. D = 1 - 24 HRS.	1 = 12VDC 2 = 24VDC 3 = 48VDC 4 = 24VAC 5 = 120VAC 6 = 240VAC 7 = 110VDC	O - CUSTOMER SUPPLIES OWN POTENTIOMETER OR RESISTOR A - POTENTIOMETER SUPPLIED AS LOOSE PART *B - EXTERNALLY INSTALLED RESISTOR *C - FACTORY FIXED INTERNAL D - TRIMMER POTENTIOMETER INSTALLED ON TERMINALS R - INTERNAL POTENTIOMETER WITH THRU SHAFT S - INTERNAL POTENTIOMETER WITH SCREWDRIVER SLOT
	<div style="border: 1px solid black; padding: 5px; text-align: center;"> <i>* For Fixed Time Specify The Value In Seconds, Minutes, Or Hours</i> </div> <p style="text-align: right;"><b>MADE IN USA</b></p>		

**EXAMPLE P/N: 844B-470** This is a ONE SHOT 10A Rated Timer with an adjustable .1-10 MINUTE delay and an INPUT VOLTAGE of 110 VDC. The customer will supply the time adjust potentiometer or resistor.

American Control Products / Precision Timer  
a division of Prime Technology  
344 Twin Lakes Road  
North Branford, CT 06471  
Telephone: (203) 481-5721  
Fax: (203) 481-8937  
Email: sales@primetechnology.com  
www.primetechnology.com



### TECHNICAL BULLETIN

### SOLID STATE TIMING MODULE

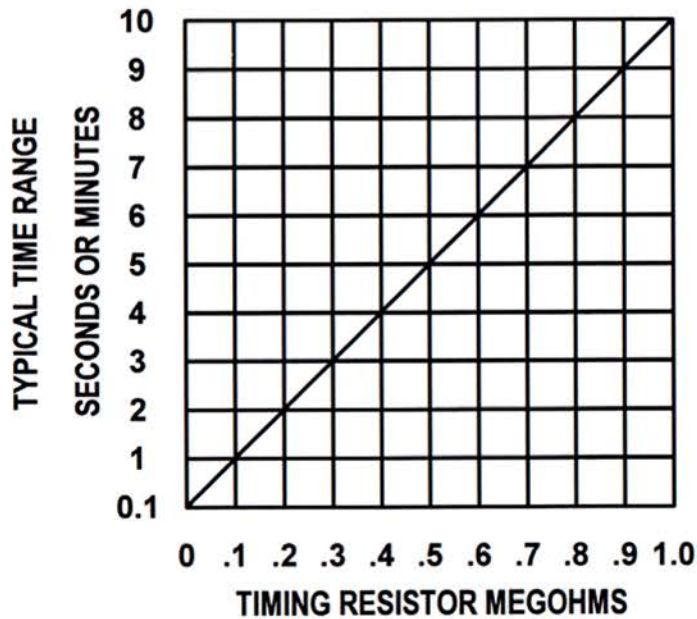
PAGE 1  
OF 2

DATE  
6-4-01

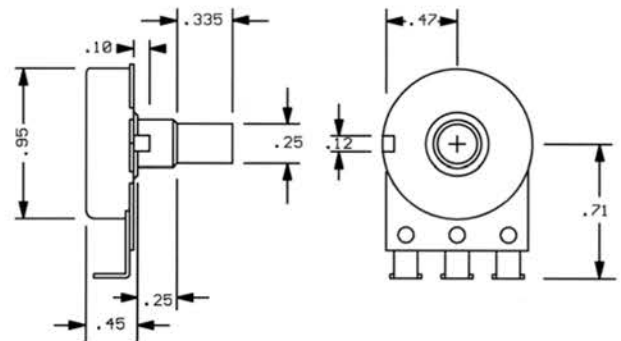
**844B**

REV  
B

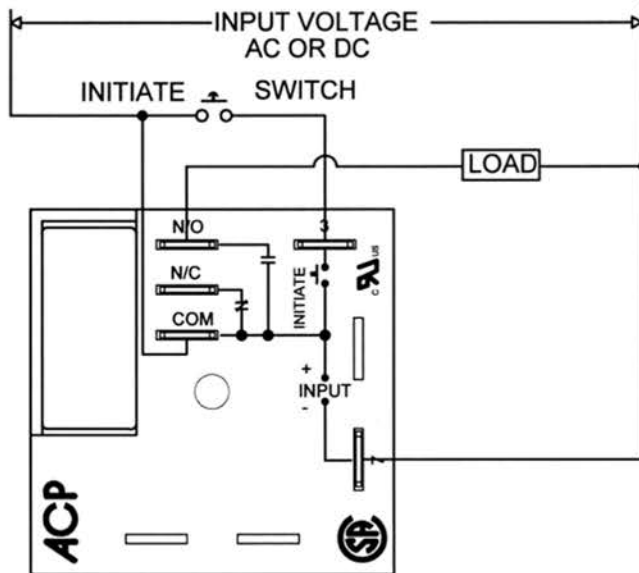
## TYPICAL CALIBRATION RESISTANCE VS TIME



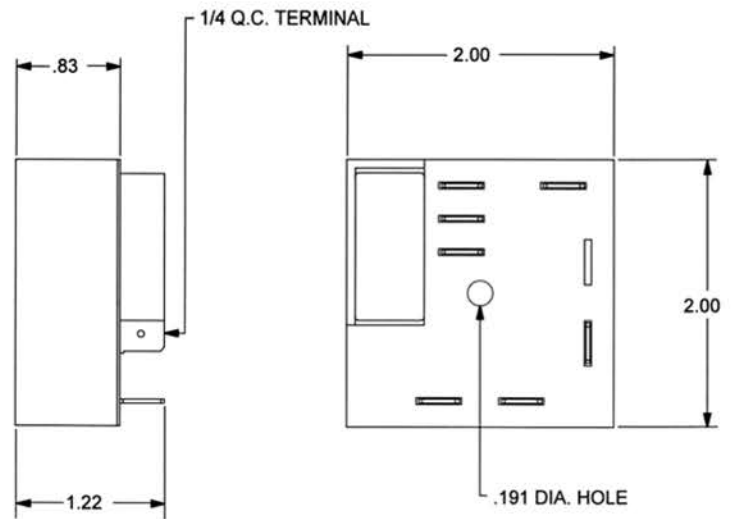
ACCESSORIES AVAILABLE FROM STOCK  
CONTROL POTENTIOMETERS (OPTION A)  
ORDER P/N PM-1M 1 MEGOHM  $\pm 20\%$



## TYPICAL WIRING



## OUTLINE DRAWING



MADE IN USA

American Control Products / Precision Timer  
a division of Prime Technology  
344 Twin Lakes Road  
North Branford, CT 06471  
Telephone: (203) 481-5721  
Fax: (203) 481-8937  
Email: sales@primetechnology.com  
www.primetechnology.com

## TECHNICAL BULLETIN

## SOLID STATE TIMING MODULE

PAGE 2  
OF 2

DATE  
6-4-01

844B

REV  
B

**PRIME**  
TECHNOLOGY